

PRIME TIMES



Sisters, Servants of the Immaculate Heart of Mary
Immaculata, Pennsylvania 19345

February, 2010



Lenten Prayer

Jesus, help me to be good:
Loving others as I should,
Telling the truth and playing fair,
Smiling gladly when I share,
Giving joy in all I do
Because I want to be like you!

Like Washington by Helen M. Richardson

"I wish that I could be as great
As Washington," said Joe.
"You can, my dear," his mother said,
"If you but will it so."

"But how?" urged Joe. "I cannot do
The things he did - to be
As great as he was would just mean
A General, you see."

"A General, my little lad,
You can be if you will.
A climbing boy can always reach
The summit of the hill.

"But to be great, we first must be
Brave, kind and good and true;
And Washington was all of these,
Though but a boy like you."

"Perhaps," said Joe. "I'd better try
To be just good, and when
I am as old as Washington
I may be like him then."

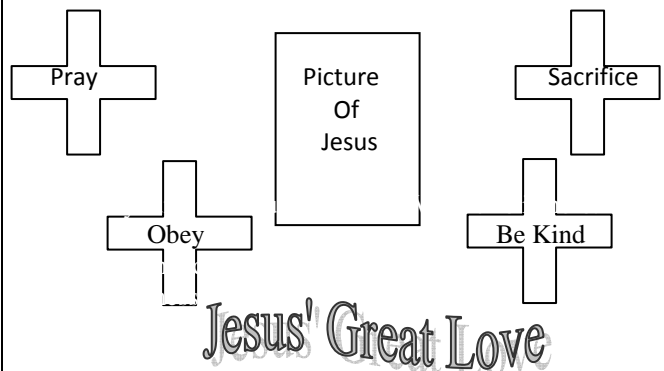
Olympic Flame

Make a cut-out Olympic Flame and
post above columns. Using a pocket
chart with flash cards or SmartBoard
document with text boxes, have
students alphabetize words.



Bulletin Board for Lent

During Lent We Remember



Recipe for Love

For an interesting
Valentine writing
activity, children use
the form of a recipe
and create their own
"Recipe for Love".

*1 gallon of kindness
2 cups of truth
3 quarts of respect
4 teaspoons of joy*

Valentines in ABC Order

Have students put the valentines they brought
for their friends in ABC order.
Students could work in pairs or groups
to check work or combine cards.
Students could then change desks to sit in
alphabetical order. This might help facilitate
distribution of Valentines!



Spring Is Near

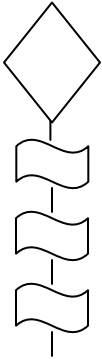
(Tune: The Eensy Weensy Spider)

When I look all around, I know that God is here.
Flowers and birds and insects tell me Spring is near.
Warmer days are coming; the earth is changing fast,
When I look all around I see that Spring is here at last!

Story Kites

Combine a March art project with a creative book report.

On the kite shape itself, have students draw a scene from the story. Attach three tail pieces to the kite, each listing various details about the story.



1. Title: _____
Author: _____
2. Write a sentence to describe favorite character.

3. Another good name for this book:

St. Patrick's Day Treasure Hunt

The "end of the rainbow" is somewhere in your classroom. For a special job or independent activity, write step by step directions on chalkboard, SmartBoard or xeroxed paper. Directions guide students to find "the pot of gold". The pot of gold could contain a little prize.

St. Patrick's Day Fingerplay

Leprechauns are small and green
(*Make motion for small*)

They hide themselves where they can't be seen
(*Hide eyes*)

But if you catch one on this day (*Shake finger*)
He must give his gold away. (*Hand outstretched*)
And who do you think gets that gold?

(*Hold finger against head like you are thinking*)
This part of the story needs to be told (*Shake finger*)
He must give the gold to you. (*Point at others*)
That's what the leprechaun has to do! (*Nod head*)



Earth Day Activities

1. Using the words "Earth Day" see how many other words students can find and spell. List words on board or chart.
2. Create an "Earth Day Word Wall" using vocabulary related to saving the earth. (e.g. reduce, recycle, environment, pollution, etc.)
(*Other themes could be substituted for Earth Day such as Spring, Easter, etc. to create word walls.*)
3. Play interactive game with Lorax using Dr. Seuss site:
<http://www.seussville.com/games/lorax>

Saint Joseph



Joseph hammered, Joseph sawed,
He worked hard every day.
He showed his love for God
And thanked God as he prayed.
He was a special guardian
For Jesus and Mary, too.
He took good care of them
Because God asked him to!

Jelly Bean Prayer

During Holy Week a prayer ritual could include the gift of "jelly beans" to serve as a reminder of Jesus' great love.

RED is for the blood He gave
GREEN is for the grass He made
YELLOW is for the sun, so bright
ORANGE is for the edge of night
PURPLE is for the sins we've done
PINK is for the grace He won.



A bag full of jelly beans
So colorful and sweet
Helps us to remember
What Jesus did in Holy Week!


Color Fulls

In Spring the world is so full of color! Invite students to reflect on the beautiful colors that surround them. As a creative writing activity use this crayon experience.

1. Create a crayon shaped activity sheet in MS Word.
2. Include lines for writing.
3. Xerox for each student.
4. Have students choose a color and label crayon with color.
5. Students write a list of things that are the same color on their crayons.
6. Students color the crayon and share their color experiences.



Flower Power



Draw a daisy on the chalkboard or whiteboard. Write a number in each petal of the flower and in the center. Conduct a quick Math drill for adding, subtracting, multiplying or dividing the petals with the center. Challenge students to a faster speed each day!

Easter is Really for Jesus

Easter is not just for the Bunny,
With goodies and treats that he brings.
Easter is when we must celebrate
And alleluia is the song that we sing!



Easter is really for **Jesus**,
Who died and then rose from the dead.
We must always remember the love **Jesus** showed
And all the things that He said.

So, remember this Easter when you go to Church,
And this message you tell everyone.
That Easter is all about **Jesus**
And the Bunny and treats are just fun!

Journal Starters

Invite students to make daily journal entries by completing various open-ended sentences:



If I were President...
I would like to ask the Principal...
When I grow up...
The best part of the school day is...
I feel scared when...
Easter makes me think of...

The Annunciation

An angel came to Mary
(hands over head like a halo)
And said, "God has chosen you *(point)*
To have a special baby *(cradle arms)*
Because your love is true.
(hands on heart)
You will call him Jesus
And everyone will know *(open arms wide)*
He's a special gift from God,
Because He loves us so!" *(hug self)*



May Bulletin Board

GOOD MANNERS



The Computer

A computer is a thinking machine
The smartest one you've ever seen!
It thinks up questions and answers, too.
Before you have time to tie your shoe!
But every computer can only do
What some person has told it to!



Some Ideas for Interactive Boards

1. Attendance...

Separate the screen into two parts, on the left side put all the students names, as they arrive at school they can move their name over onto the right side (or just write it on if a bit older) that way you do not have to call attendance just copy it off the board.

2. Reward charts...

Make your reward charts / sticker charts etc. on the board, this can be minimized throughout the day and brought up when a child gets a sticker (or in this case a picture), this would save on paper and the cost of stickers plus the students can see everyone's and compare, or you can have individual / team charts if appropriate. These could be printed out at the end of the week or month or as desired.

3. Websites for interactive games and lessons:

<http://www.topmarks.co.uk/Interactive.aspx>

<http://www.pinkydinkydoo.com/storybox.html>

<http://funschool.kaboose.com/>

<http://www.funbrain.com>

<http://www.primarygames.com>

<http://www.learninggamesforkids.com>

<http://www.apples4theteacher.com>



Wonderful Mother

God made a wonderful mother,
A mother who never grows old;
He made her smile of the sunshine,
And He moulded her heart of pure gold;
In her eyes He placed bright shining stars,
In her cheeks fair roses you see;
God made a wonderful mother,
And He gave that dear mother to me.

Pat O'Reilly

